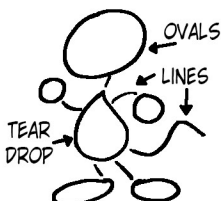



HOW TO DRAW GECKOS LIKE JON J. MURAKAMI


THE *GECKO* CAN BE *BROKEN DOWN* INTO *VERY SIMPLE SHAPES AND LINES* AS A *BASE...*



...YOU THEN *CONNECT IT ALL TOGETHER* AND *ADD SOME DETAILS.*



WE DO IT *THIS WAY* BECAUSE WE NEED TO BE ABLE TO *DRAW THE CHARACTER LOOKING THE SAME* IN EVERY PANEL.

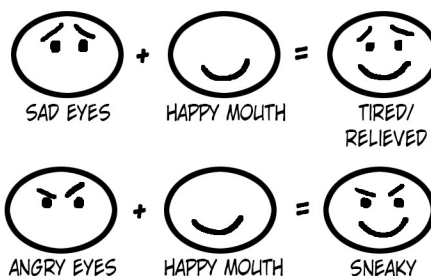


IT ALSO HELPS US TO *FIGURE OUT THE LAYOUT ON THE PAGE* AND WHAT IT LOOKS LIKE FROM *ALL ANGLES* AND DOING *VARIOUS ACTIONS.*

EXPRESSIONS ARE VERY *IMPORTANT FEATURES* OF *CHARACTERS.* *EYES, EYEBROWS* AND *MOUTHS* ARE *ESSENTIAL* TO *CONVEY EMOTIONS.*



TRY *MIXING* AND *MATCHING EYEBROWS* AND *MOUTHS.* ALSO OBSERVE HOW *OTHER ARTISTS DRAW EXPRESSIONS.* SOME ARE VERY *SUBTLE* WHILE OTHERS ARE VERY *EXAGGERATED!*



CAN YOU DRAW SOME EXPRESSIONS ON THESE FACES?

